

ROD LOCK WITH SPRING RETENTION

Part N° 21.1490/0

Items supplied

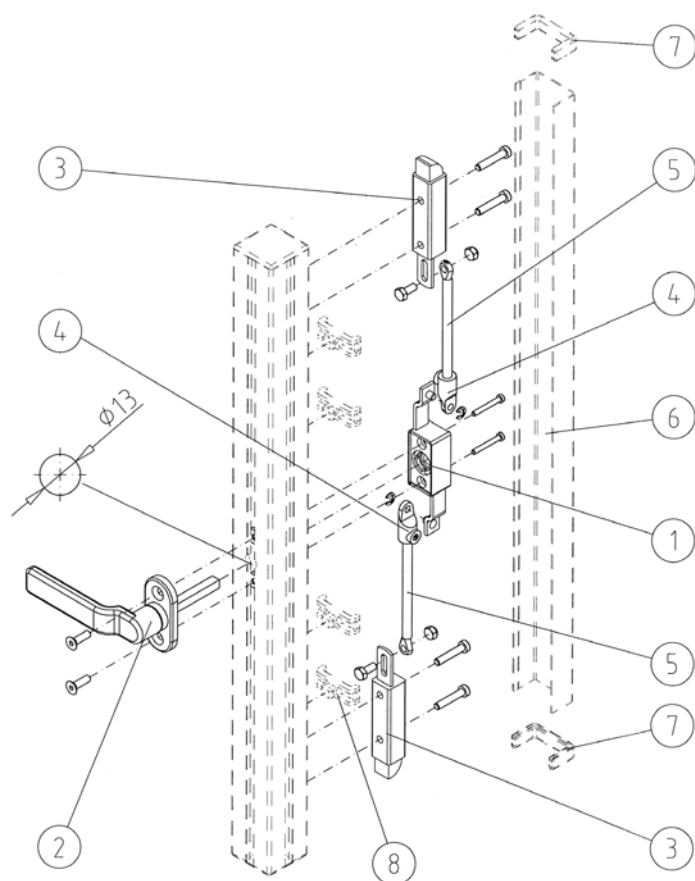
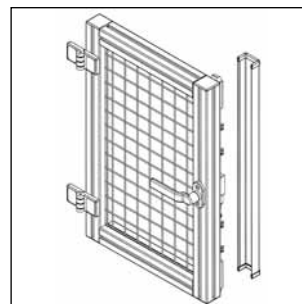
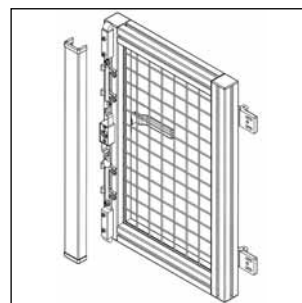
- 1: 1 Lock
- 2: 1 Handle
- 3: 2 spring retentions
- 4: Adaptors for rods
- 5: Rod with lug (Lmax = 1200)

Optional:

- 6: Cable channel 45 Al
- 7: Protecting cap for cable channel
- 8: Cable clip 45

Applications

- For locking doors at upper and lower beam
- Especially suited for doors in frames
- Max. door height 2760 mm



Assembly

- a) Bore Ø 13 in vertical door profile
- b) Screw lock and spring retentions at door profile, clip cable clips for conduit 45 at appropriate positions
- c) Cut rods according to your door-size. Mount adaptors at rod-ends. Link rods with lock and spring retentions
- d) Insert handle and fix
- e) Adjust slam-lock
- f) Assemble optional cable channel

Choose door hinges for slam-bolts according to mounting situation.